

NUTRITION & ALLERGEN GUIDE

D'S BAKESHOP





NUTRITIONAL CHART









PRODUCT	CALORIES	TOTAL FAT (G)	SATURATED FAT (G)	SUGARS (G)	SODIUM (MG)	CARBS (G)	CHOLESTEROL (G)	FIBER (G)	PROTEIN (G)
Chocolate Chip Cookie (2.5 oz 71 g)	280	11	1	26	350	44	0	1	2
Chocolate Fudge Brownie (2.5 oz 71 g)	260	9	3	30	150	44	0	2	1
Cinnamon Sugar Crumb Cake (3 oz 85 g)	320	17	7	11	250	38	75	2	4
Cookies & Cream Cookie (2.5 oz 71 g)	330	17	10	44	230	44	45	1	3
Double Chocolate Muffin (3 oz 85 g)	260	8	1.5	20	350	44	0	2	3
Lemon Ginger Scone (2.5 oz 71 g)	250	12	7	12	100	35	60	1	3
Lemon Pound Cake (2.5 oz 71g)	260	9	2.5	25	290	44	0	1	1
Raspberry Oat Bar (2.5 oz 71g)	310	13	3.5	20	125	43	0	3	4



ALLERGEN CHART

Products are manufactured in a shared facility that processes Wheat, Peanuts, Treenuts, Dairy, Soy, Sesame, Shellfish & Fish. The risk of cross contamination currently exist.

The chart below is a visual representation of what allergens each product contains.

Product	Gluten	Peanuts	Treenuts	Dairy	Soy	Sesame	Seafood
Chocolate Chip Cookie							
Chocolate Fudge Brownie							
Cinnamon Sugar Crumb Cake							
Cookies & Cream Cookie							
Double Chocolate Muffin							
Lemon Ginger Scone							
Lemon Pound Cake							
Raspberry Oat Bar							

To reach customer service, please contact Info@Dsbakeshop.co

